

Academic Computing Centers

Locations



Ammerman Campus
Huntington Library



Michael J. Grant Campus
Learning Resource Center (LRC)



Eastern Campus
Montaukett Learning
Resource Center (MLRC)

Contact Information

Tech support and live online Tech-Chat for SUNY Suffolk students is available through our Academic Computing Centers (ACC) on all three campuses. For more information and to chat go to sunysuffolk.edu/acc.

Phone:
631-451-4357 (HELP)

Email:
ACC-Help@sunysuffolk.edu

Chat:
Go to sunysuffolk.edu/acc and click on Live Chat.

Hours of Operation

Below are the general hours. However, these hours may change from semester to semester. Please visit sunysuffolk.edu/acc or the most updated hours of operation and in-person assistance, including additional hours, exceptions and closing dates.

Spring and Fall Hour

Monday - Thursday: 8 a.m. - 9 p.m.
Friday - Sunday: Check Website

Summer and Wintersession Hours

Monday - Thursday: 9 a.m. - 5 p.m.
Friday: Check Website
Saturday and Sunday: Closed

Additional Resources

Check the FAQs in our homepage at sunysuffolk.edu/acc.
Student Tech Guide Online:
sunysuffolk.edu/studenttech



sunysuffolk.edu/acc

12/2023

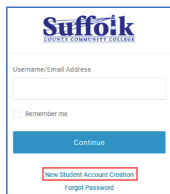
SUNY Suffolk Student Technology Guide



sunysuffolk.edu/acc




Getting Started with Technology at SUNY Suffolk



Create Your Username and Password

If you are a new student at SUNY Suffolk, you will need to create a username and password to access the college's systems as well as to log into campus computers. To do so, log in on the college home page (sunysuffolk.edu) or go directly to sunysuffolk.edu/login and click on New Student Account Creation.




Multi-Factor Authentication (MFA) and Password Reset

Suffolk has implemented a more robust and unified identity management service. The MFA provides an extra layer of protection when accessing Suffolk systems such as Office 365 and Degree Works. Set up your MFA at sunysuffolk.edu/login.

Once your MFA is set up, if you forget your password you can change it at any time by clicking on the Forgot Password link.

SUNY Suffolk Login Portal

Once you have a Suffolk username and password and have set up your MFA, you will be able to access the SUNY Suffolk Login Portal at sunysuffolk.edu/login. From there you will have access to the systems you need such as Brightspace, MySCCC, Office 365, Email, OneDrive and more. Once you are in the Suffolk Login Portal, you can also reset/change your password and manage your security factors (authentication methods) by clicking on your name in the upper right corner and selecting Profile. To go back to the initial Suffolk Login Portal, click on the Suffolk logo on the top left.



SUNY Suffolk Email

Your Suffolk email is the official form of communication from the college. Once you create your Suffolk account, you will need to activate your Suffolk email. To do so, log in to the SUNY Suffolk Login Portal at sunysuffolk.edu/login, select Outlook Mail and enter your full Suffolk email address (username@mail.sunysuffolk.edu). Follow the prompts to set up your email.



Microsoft Office

As a student at Suffolk you have access to Microsoft Office 365, including Word, Excel, Power Point, OneDrive, Teams and more. Did you know that your Suffolk email address is also a Microsoft Office 365 account? Log in to the SUNY Suffolk Login Portal at sunysuffolk.edu/login go to Office 365 to access all that Microsoft Office 365 has to offer. **You may Download Office 365 Apps for free on up to five devices.**



Wi-Fi

Wi-Fi connectivity is available to all Suffolk students and employees. To connect, go to your device settings and select the public network SCCC-Public.



Digital Learning at Suffolk

Brightspace is the current Digital Learning Environment (DLE) at Suffolk. To access Brightspace, log in to the SUNY Suffolk Login Portal at sunysuffolk.edu/login, go to Brightspace, click on Network Login and select Suffolk from the campus list. Once in Brightspace, you will have online access to your registered courses and related information. More information on Brightspace can be found at sunysuffolk.edu/brightspace.

Virtual Meeting Software at Suffolk

Zoom



Academic instruction, hosting of virtual presentations, tutoring and advising sessions can all be held via Zoom. You can join a Zoom session from the weblink provided by the host (i.e., instructor, advisor, tutor). Please contact your host if you need information to join a Zoom session.



MS Teams

All faculty and students at the college have a Microsoft Office 365 subscription, which allows everyone to utilize the Microsoft Teams app. To access Teams, sign into Office 365 and select the Teams app from the App Launcher (waffle) on the upper left corner. Using your full Suffolk email address to sign in, you will have access to the teams you are part of and will be able to participate in them.

